

注射器自动剪水口方案  
Concentrated Feeding System

2020年12月23日  
December 24th,2020

## 目录 Content

- 01 客户需求  
Client Needs
- 02 方案整体布局  
Scheme Overall Layout
- 03 动作说明  
Action Description
- 04 交货标准  
Delivery Standard
- 05 客户和合作伙伴  
Customer and Partner

# 1.客户需求

Client Needs

## 工艺要求Technological Requirement

产品名称：注射器

工艺要求：自动取水口和成品+剪水口+放至传送带；

1、模具腔数：1出24；

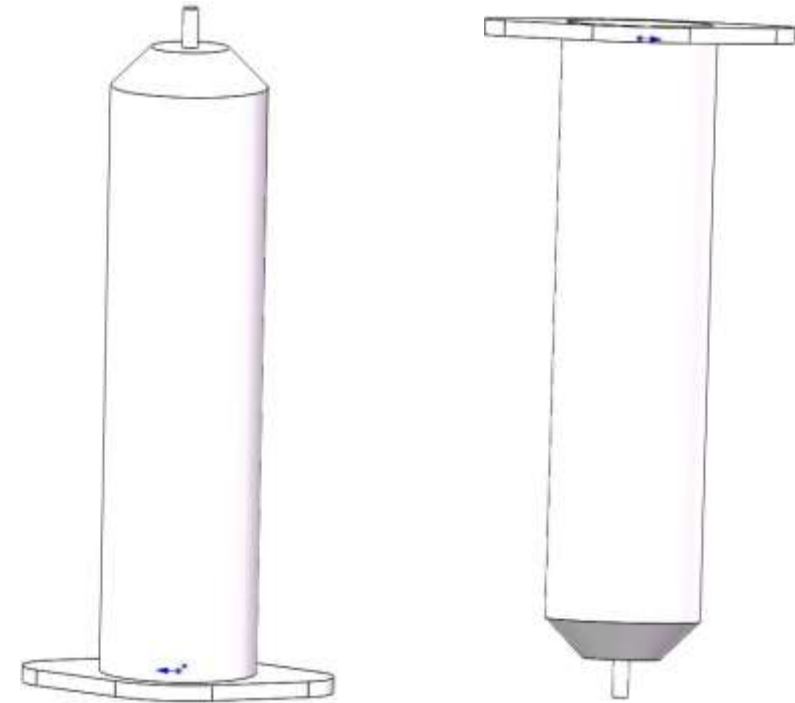
2、注塑机：富力260T-300T；

Product Name: Disposable Syringe

Process: automatic intake and finished products+degatting+delivery to the conveyor belt

1. Mold Cavities: 24 Cavities/Drop

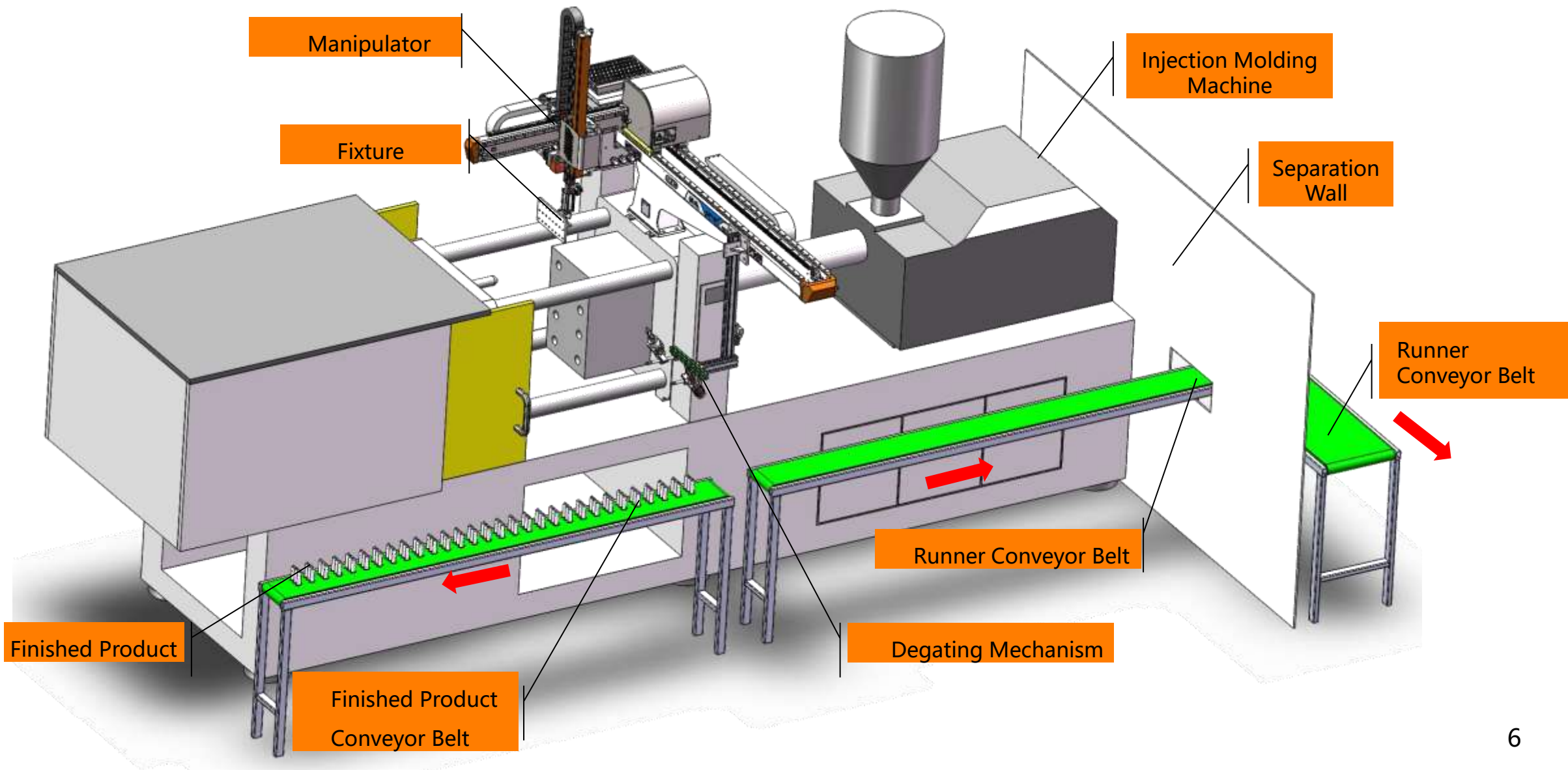
2. Plastic Injection Molding Machine: 260T-300T



## 2.方案整体布局

Overall Layout

# Overall Layout

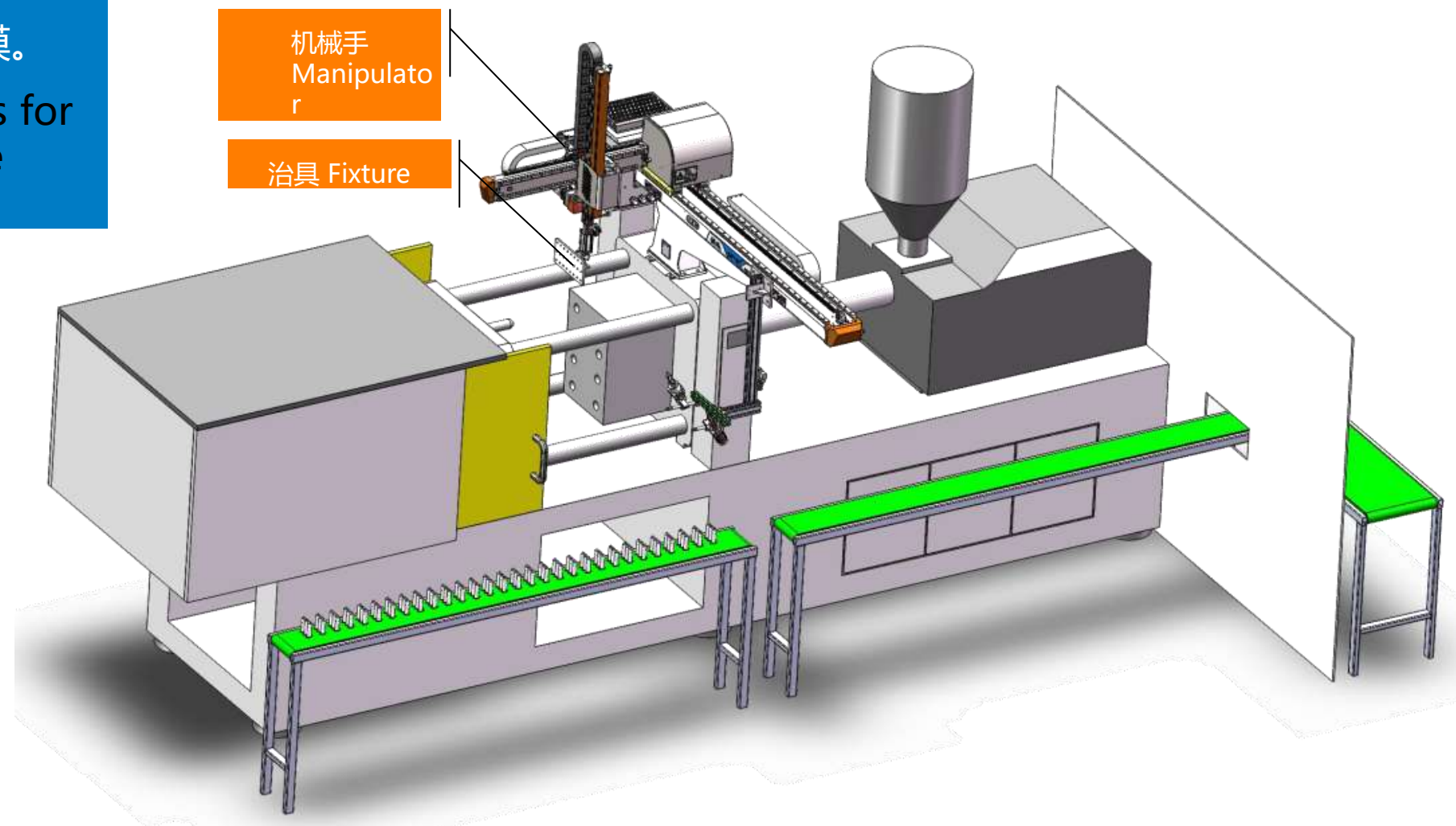


### 3.动作说明

Action

1.机械手在待机位等待开模。

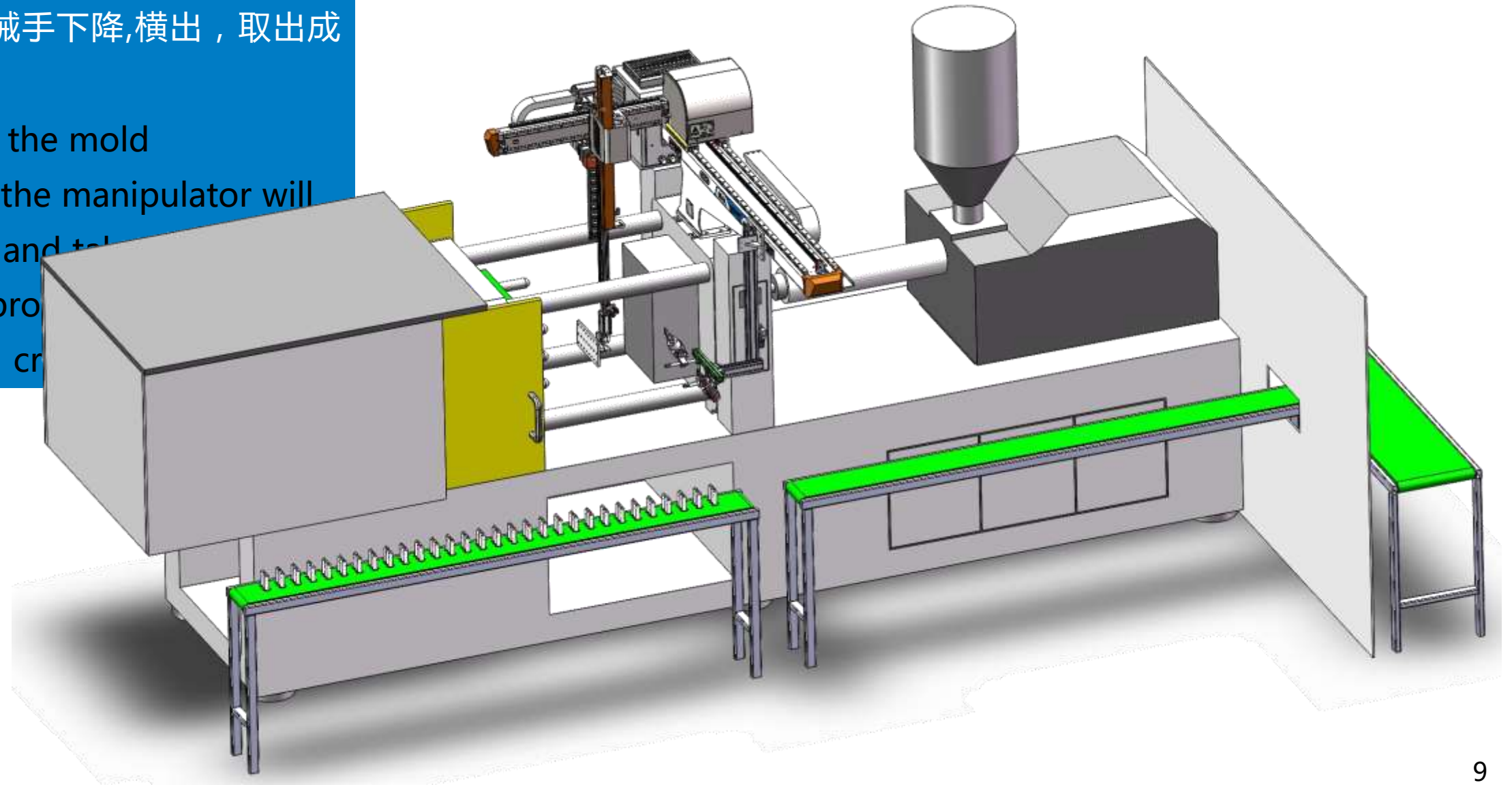
1. The manipulator waits for the mold opening in the stand-by station.





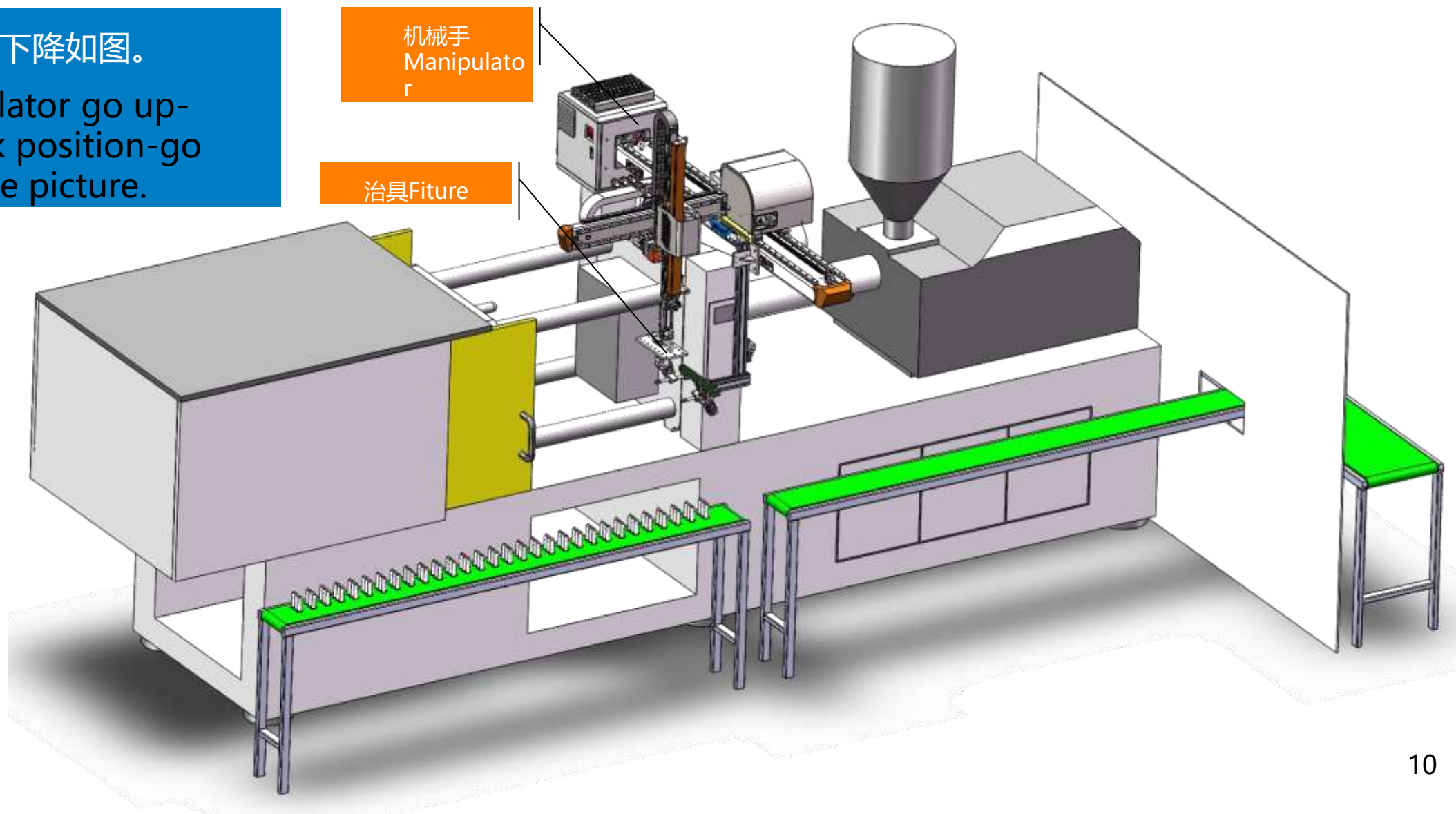
2.开模机械手下降,横出,取出成品及废品。

2. During the mold opening, the manipulator will go down and take out finished products and scrap material, cr



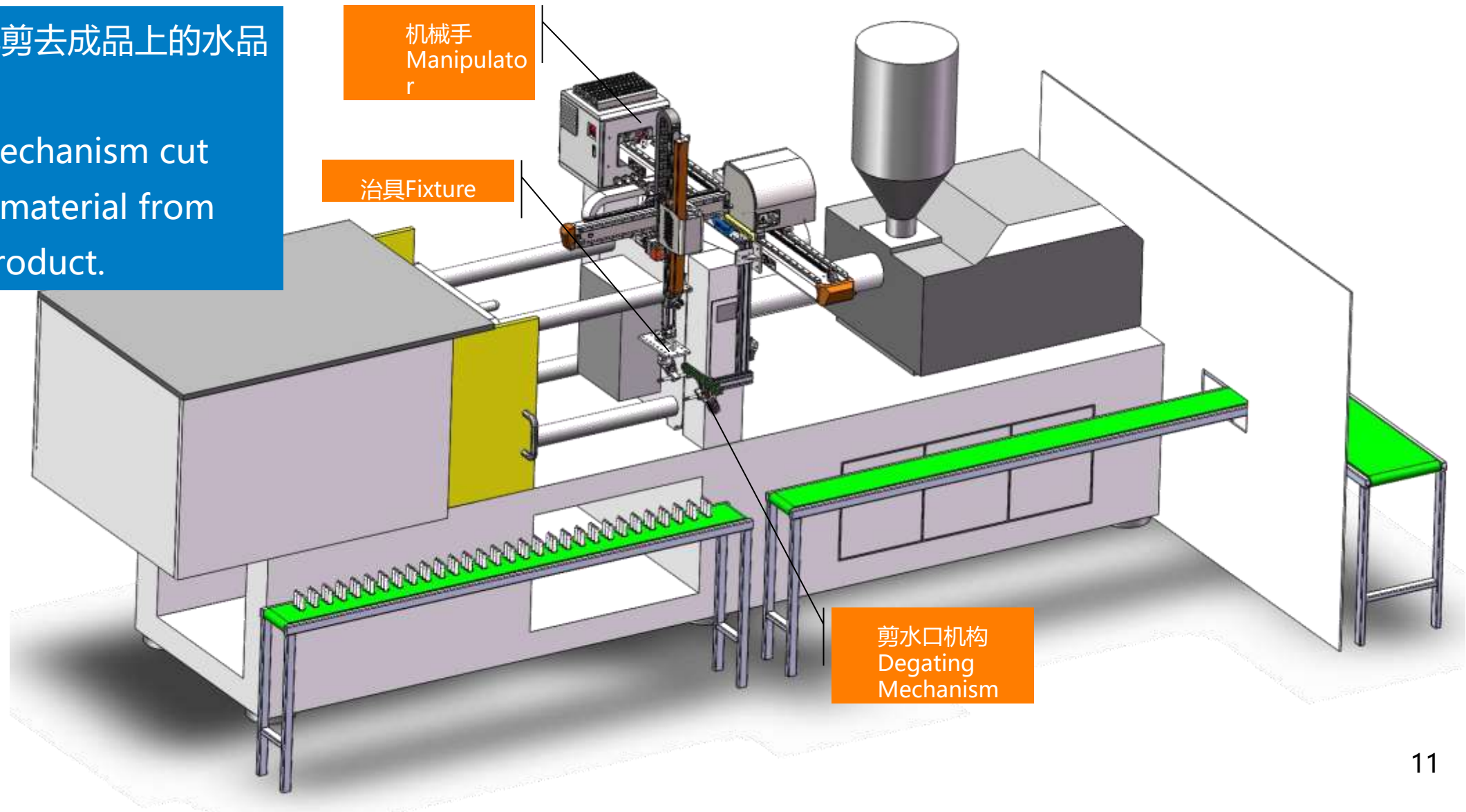
3.上升，横回，下降如图。

3. The manipulator go up-crosswise back position-go down. As in the picture.



4.剪水口机构把剪去成品上的水品料。

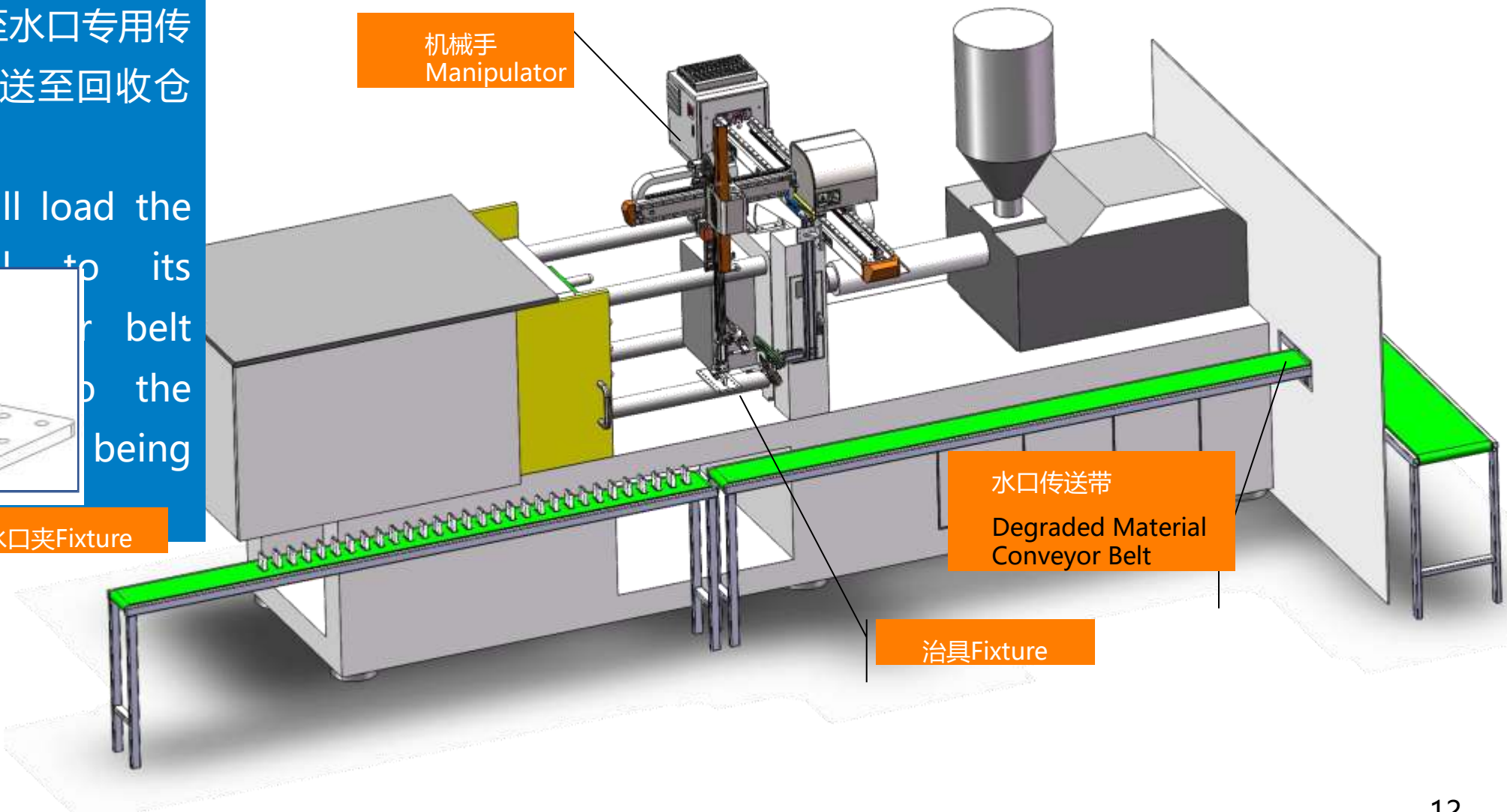
4. Degating mechanism cut the degraded material from the finished product.





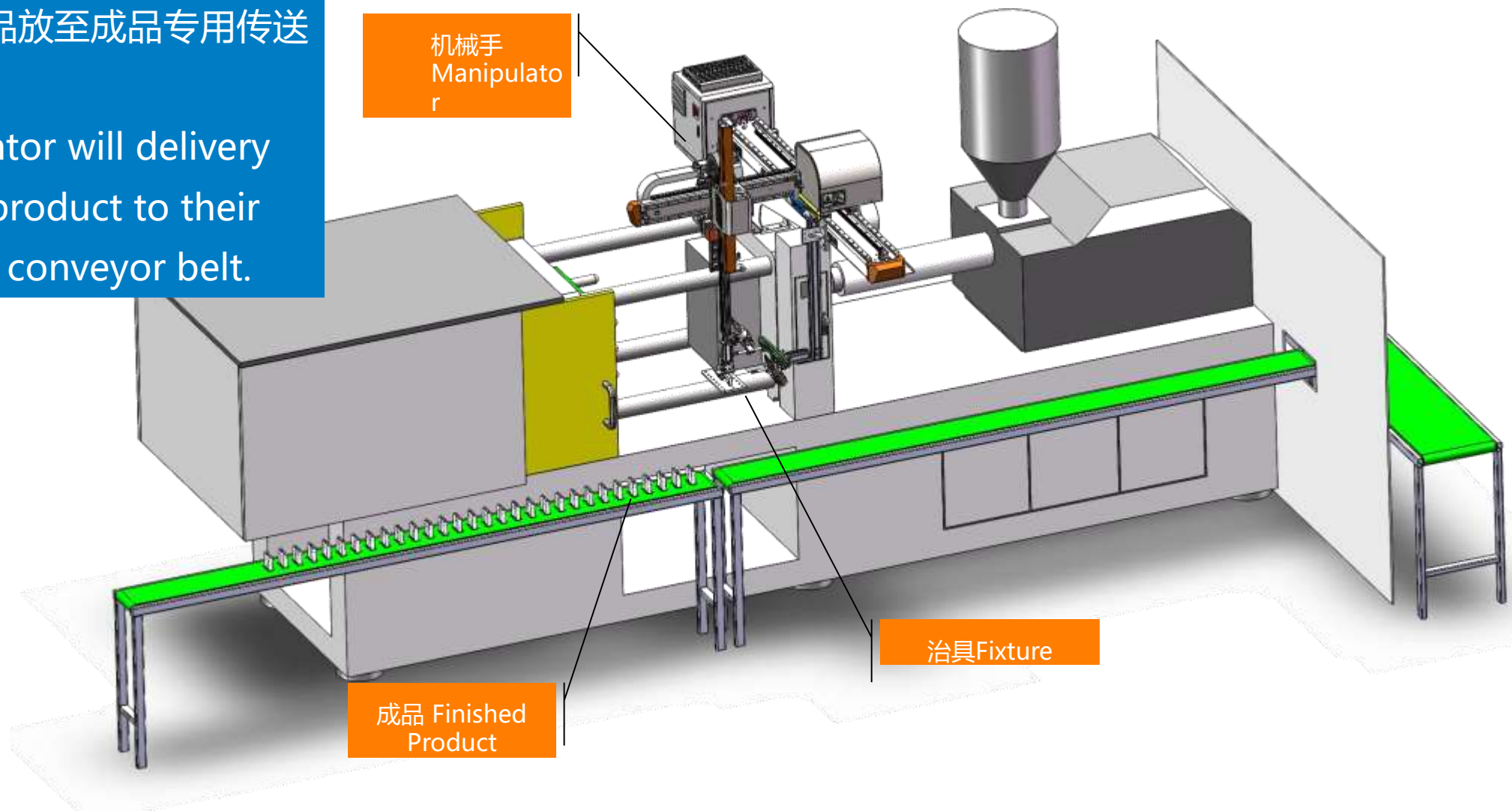
5.机械手把水口料放至水口专用传送带上。水口料将传送至回收仓粉碎。

The manipulator will load the degraded material to its belt for the material being crushed.



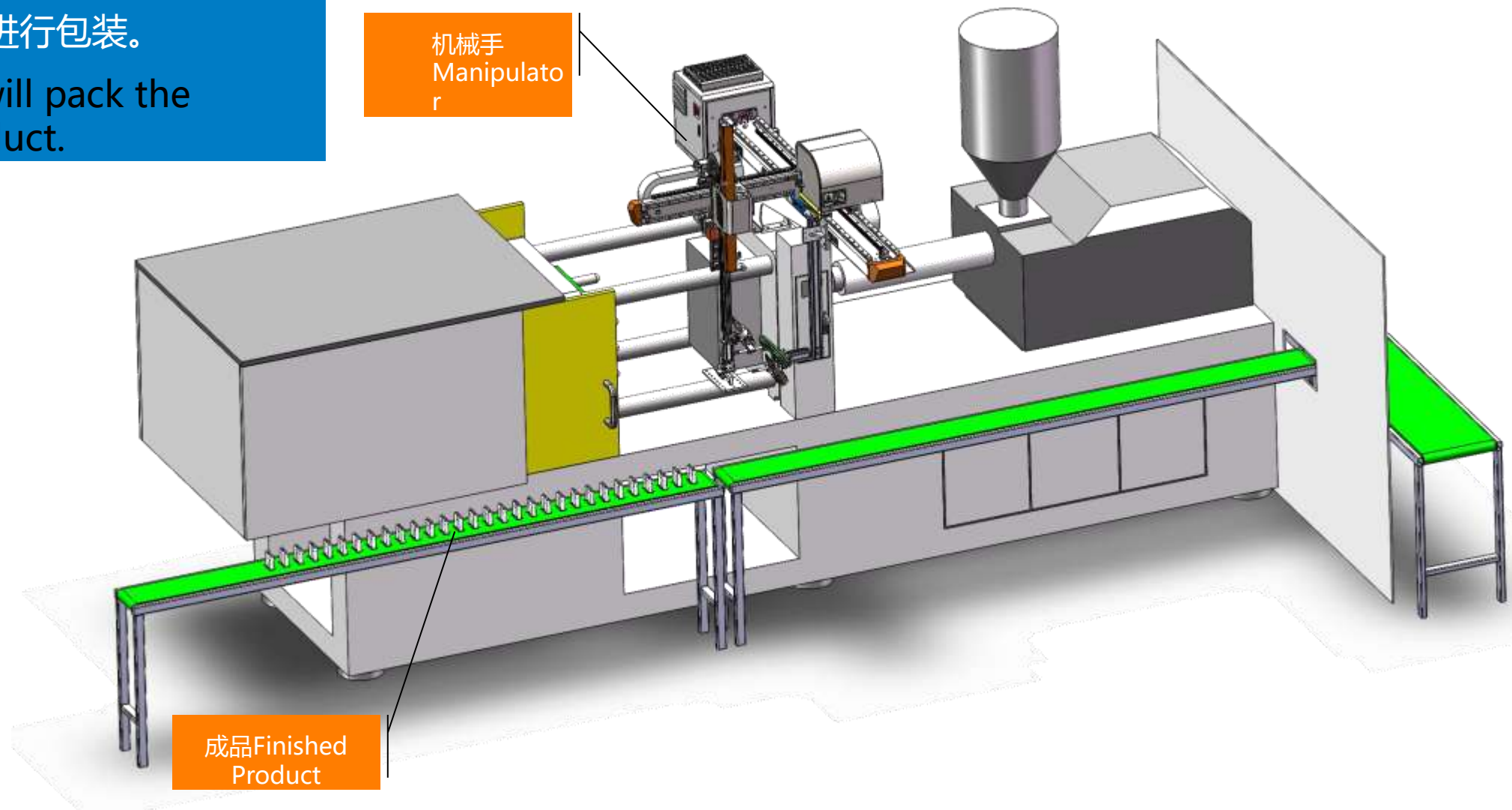
5.机械手把成品放至成品专用传送带上。

The manipulator will delivery the finished product to their exclusive use conveyor belt.



5.人工把成品进行包装。

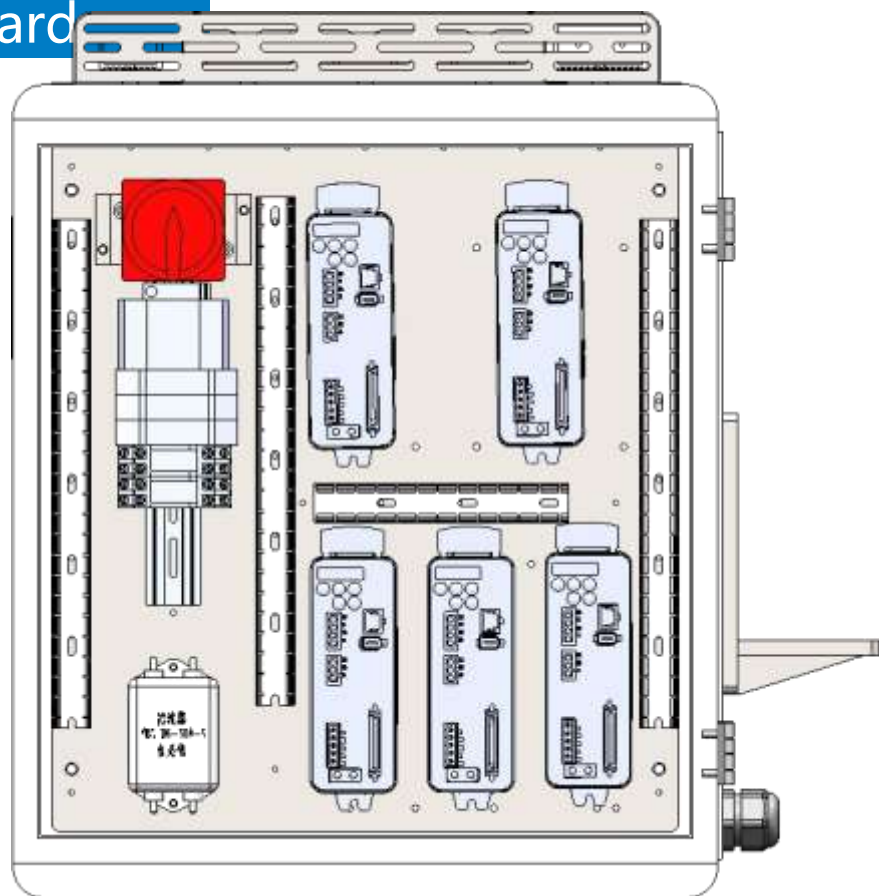
The worker will pack the finished product.



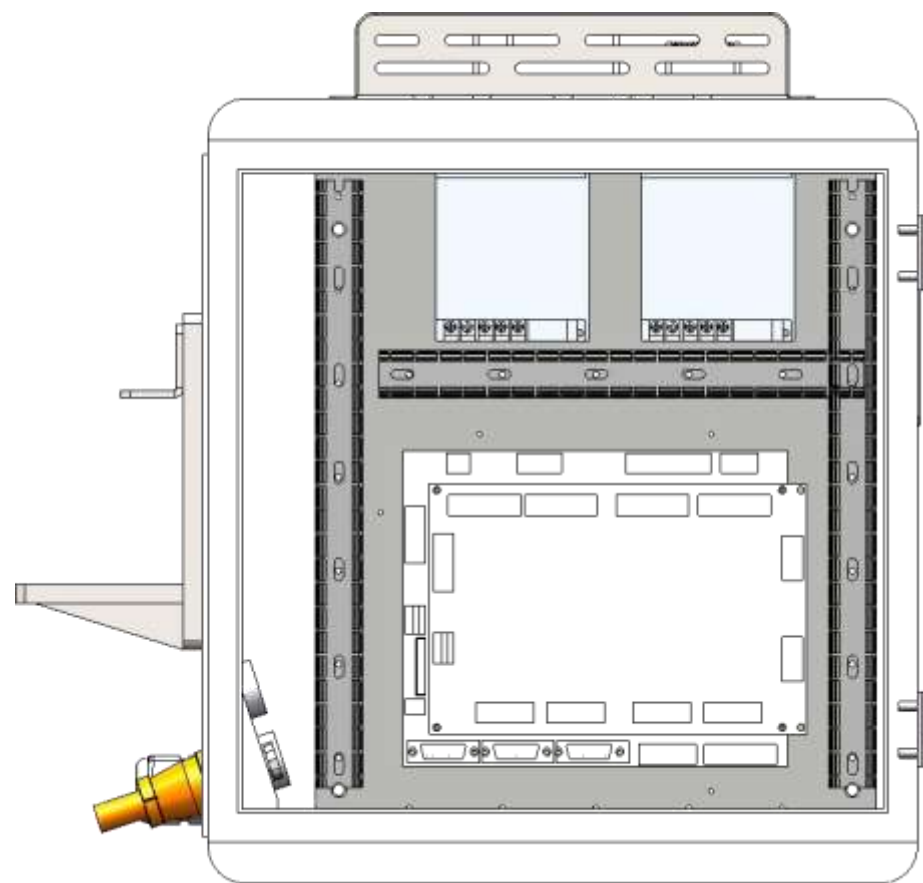
## 4. 交货标准

Delivery Standard

电气标准  
Electrical  
Standard



正面  
Front



背面  
Back



<b>电气标准Electrical Standard</b>
<p>程序以及各个参数具有断电记忆功能，程序及设备参数能用U盘直接复制到同类设备上直接使用 The program and its parameters have the function of power failure memory, and the program and device parameters can be directly copied to the similar equipment on the U disk for direct use.</p>
<p>设备要有明确的指示灯显示设备运转状态： The equipment should have a clear indicator light to show the operation status of the equipment:</p>
<p>绿灯：设备正常运转中Green light: the equipment is in normal operation;</p>
<p>黄灯：设备休止或其它 Yellow light: The equipment is paused/stopped or other reasons;</p>
<p>红灯：设备异常或故障 Red light: the quipment abnormal running status or breakdown;</p>
<p>控制柜要求考虑安全性、实用性The control cabinet shall consider safety and practicality;</p>
<p>设备电、气路、水路铺设使用专用线槽或者保护套，线路不能外露 Special wire grooves or protective sleeves shall be used for laying electrical, gas and water routes of equipment, and the lines shall not be exposed;</p>
<p>电箱内接线需要有线码管标识。 The wiring in the electric box shall be marked by wired code tube.</p>
<p>控制上要满足：手动、自动、停止。Control to meet: manual, automatic, stop.</p>
<p>除了满足现场控制以外还有预留I/O各3点。 In addition to meeting site control, 3 points of I/O are reserved.</p>
<p>完整的报警功能且能查看以前的报警记录。</p>

电 气 标 准 Electrical Standard	
部件名称 Spare Parts	品牌/产地 Brand/Origin
控制系统 Control system	中英文微电脑专用控制系统 Chinese and English microcomputer special control system
直线导轨 Linear guideway	PMI / 中国台湾(Taiwan,China)
滑块 sliding block	PMI / 中国台湾(Taiwan,China)
齿轮齿条 rack gear	Presen/德国(Germany)
伺服电机 Servo motor	Mitsubishi/日本(Japan)
伺服驱动器 Servo driver	Mitsubishi/日本(Japan)
减速机 Reduction gear	SHIMPO/日本(Japan)
电磁阀 Solenoid valve	Mindman/中国台湾(Taiwan,China)
真空开关 Vacuum detecting switch	TAIDA/台湾(Taiwan,China)
拖链电缆线 Tow cable	TAIYO/日本(Japan)
同步带 Synchronous belt	Elatech/意大利 ( Italy )
滚珠轴承 Ball bearing	NSK/日本(Japan) NTN/日本(Japan)
气管 Air tube	N & P/中国台湾(Taiwan,China)
油压缓冲器 Oil buffer	CJAC/中国台湾(Taiwan,China)
接近开关 Proximity switch	FOTEK /中国台湾(Taiwan,China)
磁性感应开关 Magnetic induction switch	KITA/中国台湾(Taiwan,China)

## 5.客户与合作伙伴 Customer and Partner

# 5.客户与合作伙伴

Our Customers  
合作客户



.....

Our Partners  
合作伙伴



.....